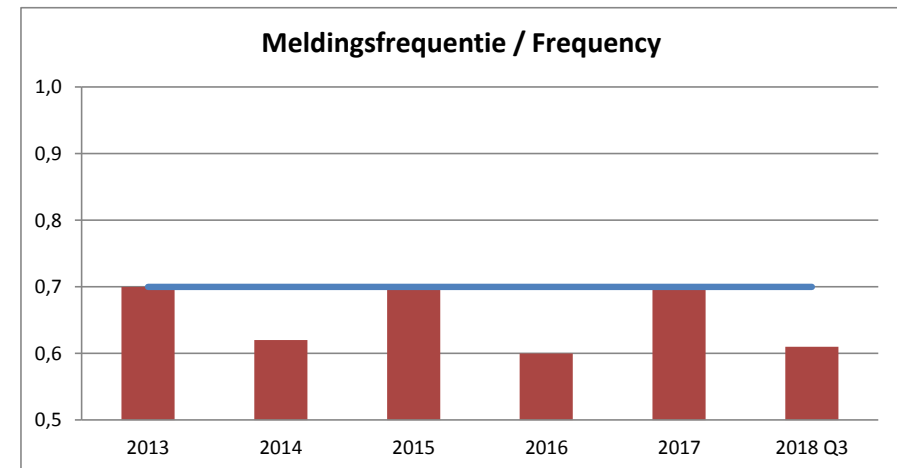
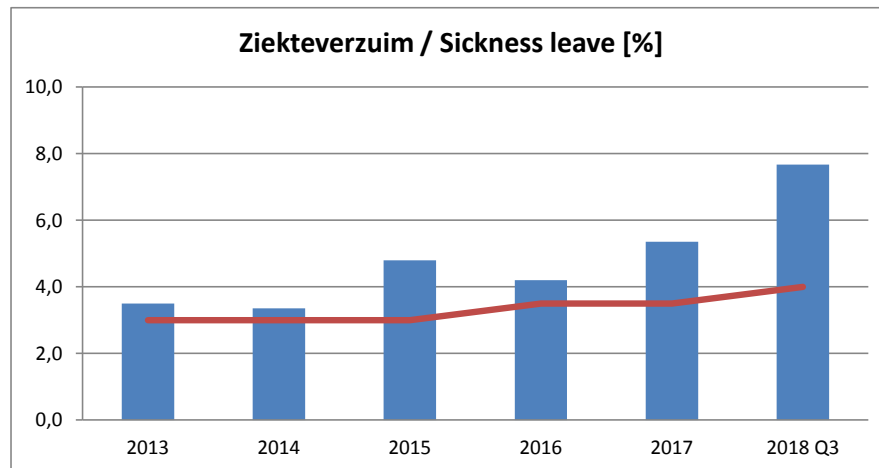




MVO data 2018 / CSR data 2018



| | 2009 | 2010 | 2011 | 2012 | 2013 | 2014 | 2015 | 2016 | 2017 | 2018 Q3 |
|--------------------------------|------|------|------|------|------|------|------|------|------|---------|
| Ziekteverzuim / Sickness leave | 4,50 | 3,05 | 2,95 | 3,31 | 3,50 | 3,36 | 4,80 | 4,20 | 5,36 | 7,67 |
| Meldingsfrequentie / Frequency | 0,65 | 0,66 | 0,69 | 0,68 | 0,70 | 0,62 | 0,70 | 0,60 | 0,70 | 0,61 |



Focuspunten 2018

i-Pitt workshop vitaliteit/duurzame inzetbaarheid medewerkers afgerond.
 Preventie ziekteverzuim t.g.v. locomotore klachten bij oudere werknemers middels spreekuur fysiotherapeut op locatie.
 Vitaliteitsprogramma op maat voor medewerkers uitwerken in 2018.
 Ziekteverzuim blijft hoog; focus op maatregelen langdurig verzuim te beperken.

Focus points 2018

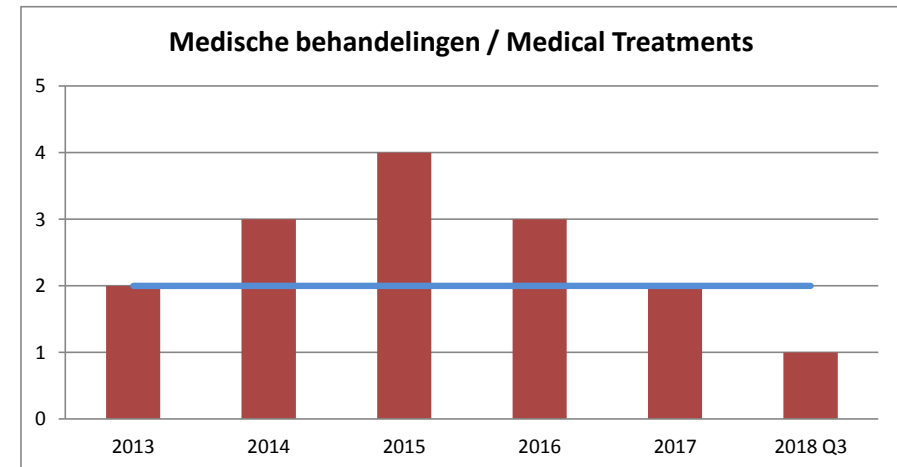
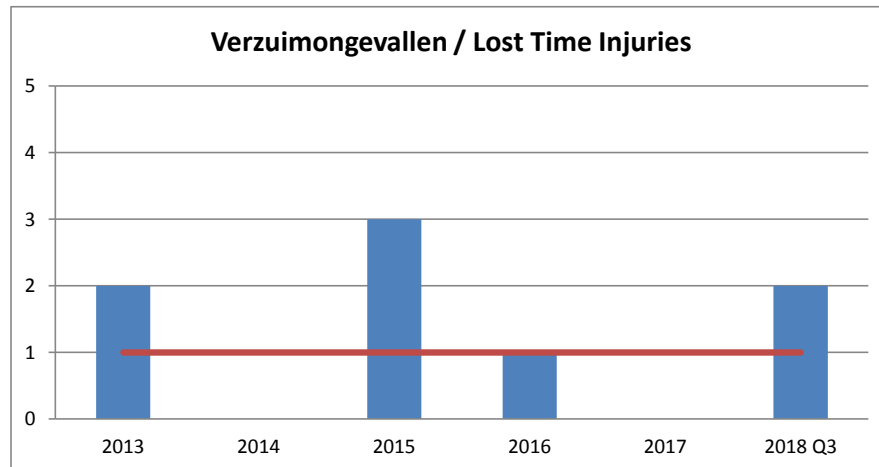
i-Pitt workshop vitality/sustainable employability employees completed.
 Prevention of absenteeism due to locomotive complaints senior employees by office hour physiotherapist on location.
 Set up customized health program for employees in 2018.
 Sickness rate still high; focus on measures to limit long-term absenteeism.



MVO data 2018 / CSR data 2018



| | 2009 | 2010 | 2011 | 2012 | 2013 | 2014 | 2015 | 2016 | 2017 | 2018 Q3 |
|--|------|------|------|------|------|------|------|------|------|---------|
| Verzuimongevallen / Lost Time Injuries | 0 | 0 | 2 | 3 | 2 | 0 | 3 | 1 | 0 | 2 |
| Medische behandelingen / Medical Treatments | 1 | 4 | 3 | 4 | 2 | 3 | 4 | 3 | 2 | 1 |



Focuspunten 2018

Risico-inventarisaties PM3 en PM4 zijn geactualiseerd; uitvoering plan van aanpak PM4 is gestart.
 Analyseren basisoorzaken van gerapporteerde arbo- en milieumeldingen.
 Uitvoeren van meerjarenplan Machinerichtlijn afd. Verwerking loopt door in 2018.
 Introductie van veiligheidsobservatierondes.

Focus points 2018

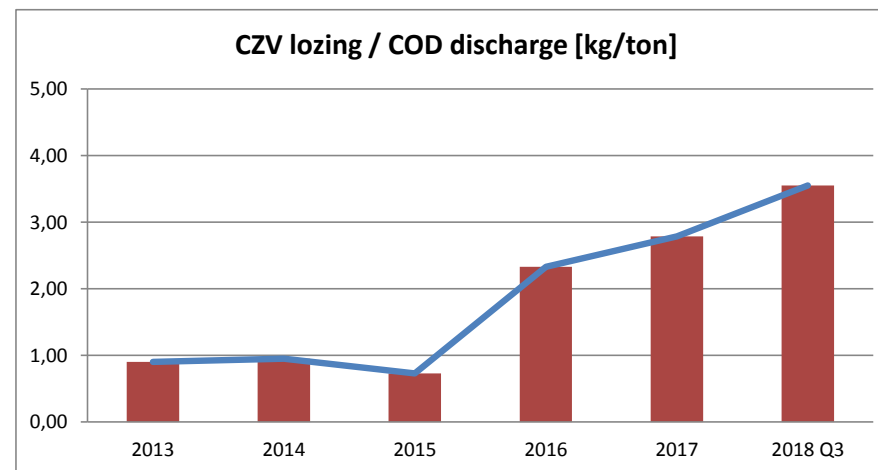
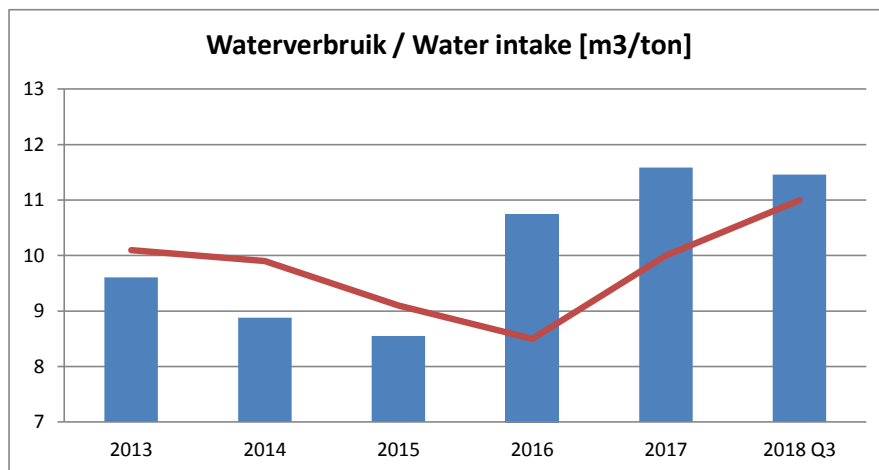
Risk assessments PM3 and PM4 have been updated; execute action plan PM4 started.
 Root cause analysis of reported health, safety and environmental issues.
 Carry out multi-annual plan equipment safety directive Converting department will be continued in 2018.
 Introduction of safety observation audits.



MVO data 2018 / CSR data 2018



| | 2009 | 2010 | 2011 | 2012 | 2013 | 2014 | 2015 | 2016 | 2017 | 2018 Q3 |
|--|------|------|------|------|------|------|------|------|------|---------|
| Waterverbruik / Water intake [m3/ton] | 10,5 | 10,0 | 10,1 | 9,5 | 9,6 | 8,9 | 8,6 | 10,8 | 11,6 | 11,5 |
| CZV lozing opp. water/COD discharge surface water [kg/ton] | 1,4 | 1,4 | 1,6 | 0,8 | 0,9 | 1,0 | 0,7 | 2,3 | 2,8 | 3,6 |



Focuspunten 2018

In 2018 onderzoek naar een alternatieve zuiveringsinstallatie.

Onderzoek verbruik proceswater in het kader van verhoogd waterverbruik middels een gedetailleerde monitoring.

CZV-lozing hoog als gevolg van stopzetten deel van de biologische afvalwaterzuivering. Alternatieve behandeling van het afvalwater is in onderzoek.

Procesoptimalisatie water hergebruik; de huidige kringlopen nader onderzoeken/optimaliseren.

Focus points 2018

Study in 2018 regarding an alternative water purification plant.

Investigation consumption of process water due to a higher water consumption through detailed monitoring.

High COD discharge due to the shut down of a part of the biological wastewater treatment. Alternative treatment of waste water is under investigation.

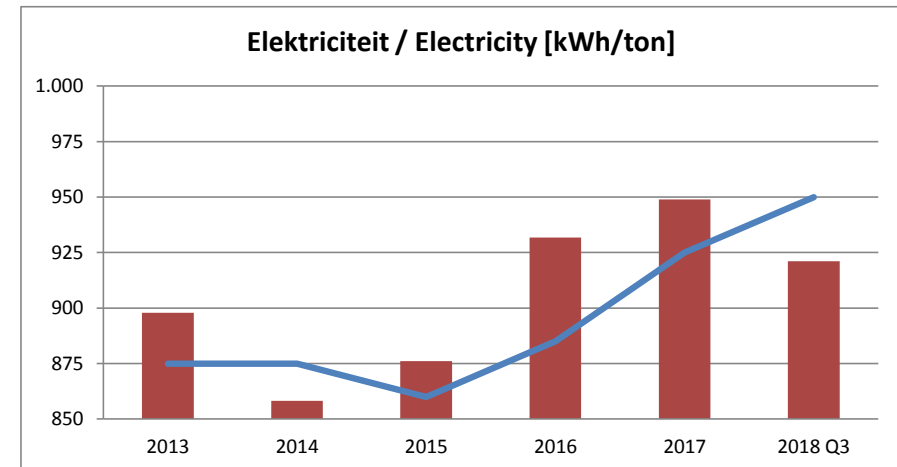
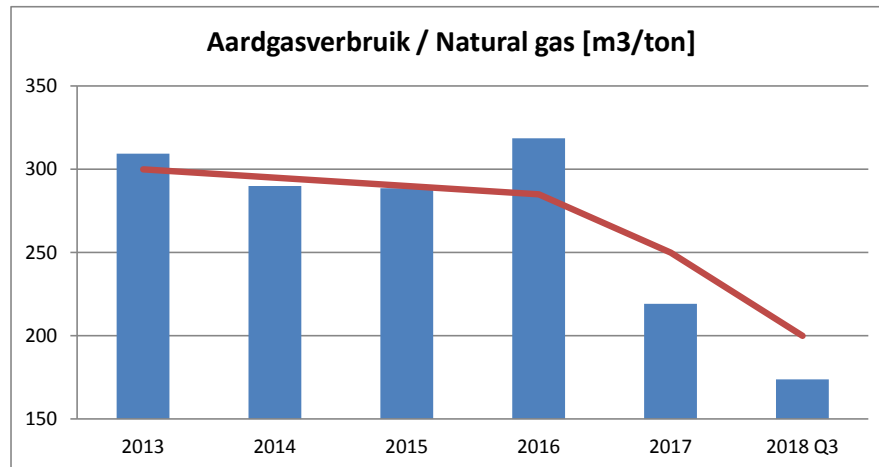
Process optimization of water reuse; investigation/optimization current water cycles.



MVO data 2018 / CSR data 2018



| | 2009 | 2010 | 2011 | 2012 | 2013 | 2014 | 2015 | 2016 | 2017 | 2018 Q3 |
|--|------|------|------|------|------|------|------|------|------|---------|
| Aardgasverbruik / Natural gas consumption [m3/ton] | 321 | 320 | 316 | 305 | 309 | 290 | 289 | 319 | 219 | 174 |
| Elektriciteit / Electricity [kWh/ton] | 933 | 917 | 926 | 885 | 898 | 858 | 876 | 932 | 949 | 921 |



Focuspunten 2018

Elektriciteitsverbruik is onder doelstelling.

Voortzetting uitvoering Energie Efficiency Plan (EEP 2017-2020).

Warmtekrachtkoppeling in 2017 uit bedrijf genomen, nieuwe stoomketel volledig operationeel.

Plan opstellen om in 2022 geen Groningen-gas meer nodig te hebben.

Focus points 2018

Consumption of electricity is on target.

Continuation execution Energy Efficiency Plan (EEP 2017-2020).

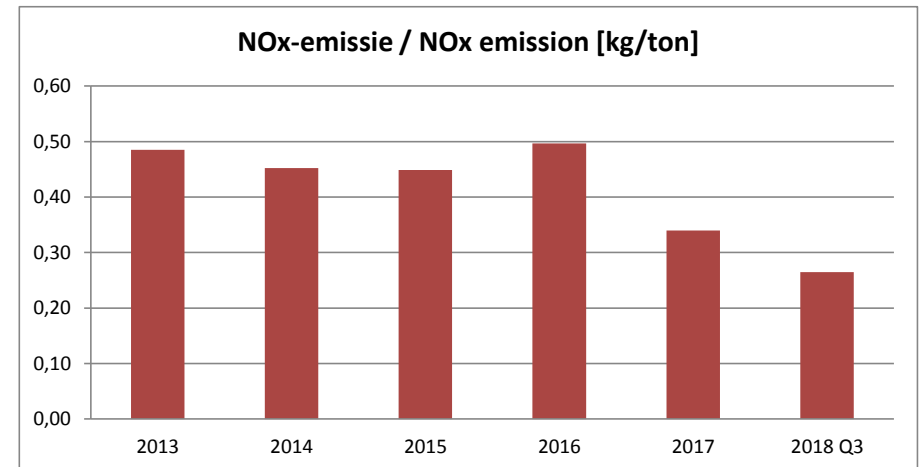
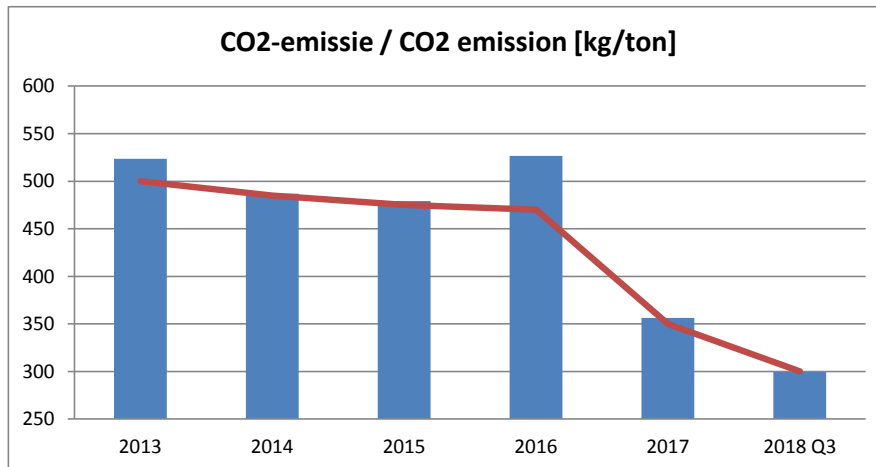
Co-generation plant has been shut down in 2017, new steam boiler is fully operational.

Develop plan to stop using Groningen gas by 2022.

MVO data 2018 / CSR data 2018



| | 2009 | 2010 | 2011 | 2012 | 2013 | 2014 | 2015 | 2016 | 2017 | 2018 Q3 |
|---|------|------|------|------|------|------|------|------|------|---------|
| CO2-emissie aardgas / CO2 natural gas emission [kg/ton] | 577 | 566 | 555 | 532 | 524 | 487 | 479 | 527 | 356 | 299 |
| NOx-emissie / NOx emission [kg/ton] | 0,56 | 0,56 | 0,53 | 0,53 | 0,49 | 0,45 | 0,45 | 0,50 | 0,34 | 0,26 |



Focuspunten 2018

CO2-emissie maximaal 300 kg/ton door uitvoering milieu- en energieprogramma en vervanging warmtekrachtkoppeling door stoomketel.
 Terugdringen CO2-emissie door aankoop van bio-methaan en groene stroom en eigen zonnepanelen
 Meerjarenplan opstellen voor verdere reductie van de CO2-emissie; roadmap van Limburgs Energie Akkoord (LEA) en de Vereniging Nederlandse Papierindustrie (VNP).
 Lokale levering van restwarmte aan derden.

Focus points 2018

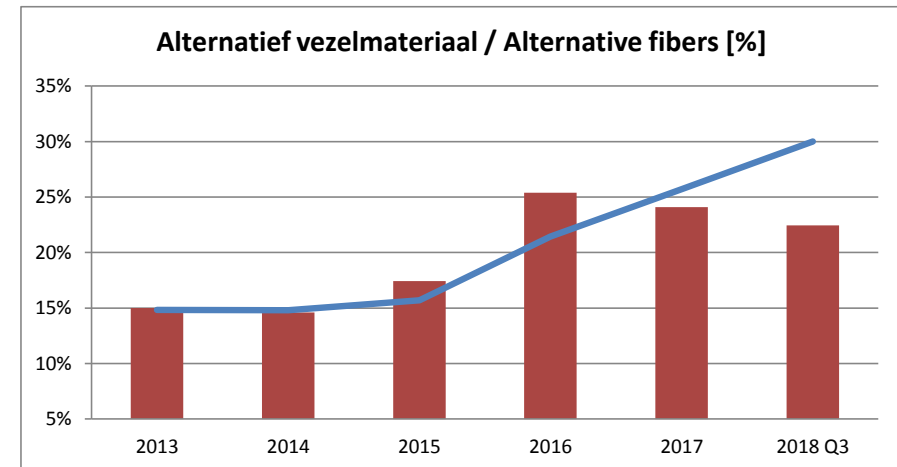
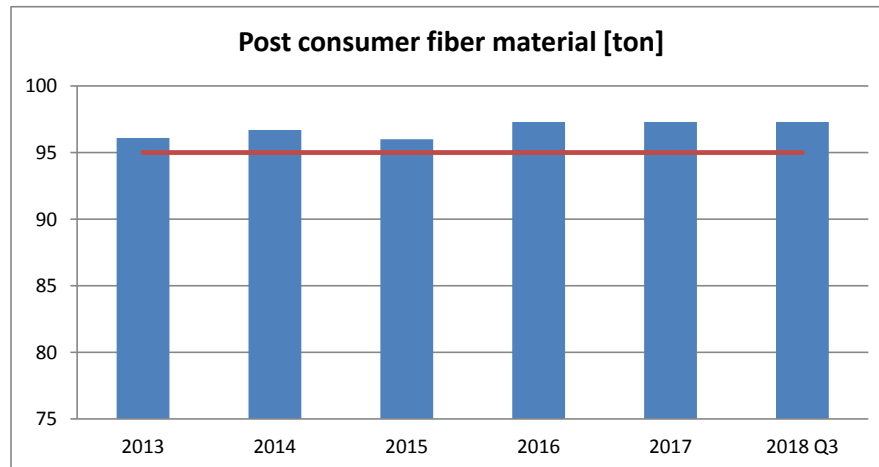
Max. CO2 emission of 300 kg/ton by carrying out the environmental and energy programs and replacing co-generation plant by steam boiler.
 Reducing CO2 emission by purchasing and use of bio-methane and green electricity and own solar panels.
 Develop a long-term plan for further reduction of the CO2 emission; roadmap Limburgs Energie Akkoord (LEA) and the Dutch Paper Industry (VNP).
 Local supply of residual heat to third parties.



MVO data 2018 / CSR data 2018



| | 2009 | 2010 | 2011 | 2012 | 2013 | 2014 | 2015 | 2016 | 2017 | 2018 Q3 |
|---|-------|-------|-------|-------|-------|-------|-------|-------|-------|---------|
| Post consumer vezelmateriaal / Post consumer fiber material [%] | 94,3 | 96,0 | 96,4 | 97,4 | 96,1 | 96,7 | 96,0 | 97,3 | 97,3 | 97,3 |
| Alternatieve grondstoffen / alternative raw materials [ton] | 12,2% | 13,3% | 14,1% | 13,1% | 15,0% | 14,6% | 17,4% | 25,4% | 24,1% | 22,5% |



Focuspunten 2018

- Aanvoer van alternatief vezelmateriaal zoals etiketten en drankkartons in 2018 verder verhogen.
- Inzet van biobased materiaal zoals miscanthus verder ontwikkelen en toepassen.
- Inzet van kartonnen drinkbekers en gebruikte papieren handdoekjes verder ontwikkelen en toepassen.
- Effectieve maatregelen nemen ter voorkoming van overlast in de omgeving bij de verwerking van drankkartons.

Focus points 2018

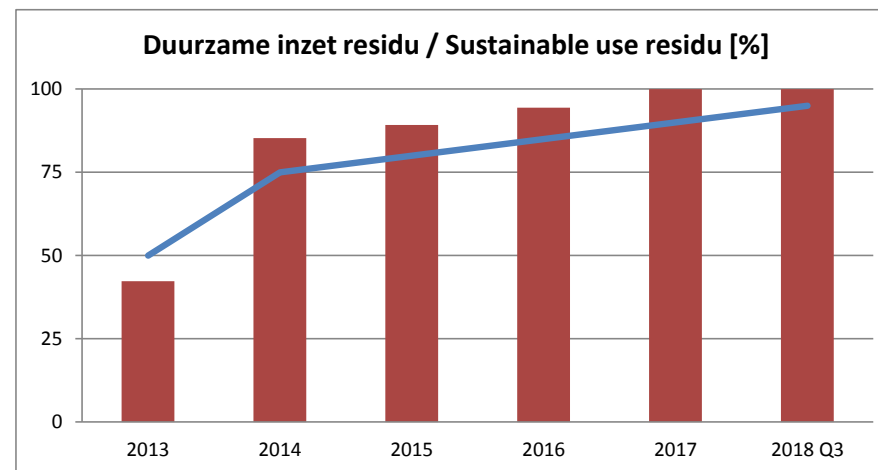
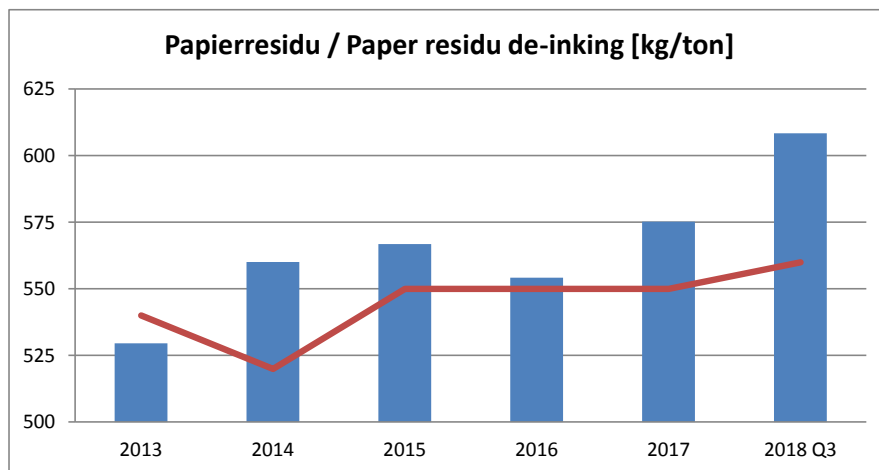
- Increase the supply of alternative fiber material such as bottle labels and beverage packaging further in 2018.
- Develop and implementate the use of biobased materials such as miscanthus.
- Further development and implementation of processing paper cups and used paper hand towels.
- Take effective measures during processing beverage packaging to prevent inconvenience in the surrounding area.



MVO data 2018 / CSR data 2018



| | 2009 | 2010 | 2011 | 2012 | 2013 | 2014 | 2015 | 2016 | 2017 | 2018 Q3 |
|--|------|------|------|------|------|------|------|------|------|---------|
| Papierresidu / Paper residu de-inking(kg/ton) | 619 | 604 | 565 | 553 | 530 | 560 | 567 | 554 | 575 | 608 |
| Duurzame inzet residu / Sustainable use residu (%) | 21 | 57 | 65 | 44 | 42 | 85 | 89 | 94 | 100 | 100 |




Focuspunten 2018

Recycling van kunststof afval van de verwerking van drankkartons in Nederland.
 Implementeren duurzaam inkopen van grond-, hulpstoffen en transport.
 Inzet van reststromen als grondstof voor karton en plaatmateriaal (o.a. Noble Ecor).
 Toename relatieve hoeveelheid papierresidu door sterke verandering in de productmix.

Focus points 2018

Recycling of plastic waste from processing beverage packaging in the Netherlands.
 Implementing sustainable purchasing of commodities, additives and transport.
 Use of waste streams as input material for cardboard and plates (e.g. Noble Ecor).
 Increased relative quantity paper residu de-inking due to strong change in product mix.



Links MVO activiteiten 2018/ Links CSR activities 2018



Mensen

[Veiligheid voorop bij WEPA Nederland](#)
[Workshop veilig werken voor collega-bedrijven](#)
[Ruim baan voor mensen met arbeidsbeperking](#)
[Al meer dan 2 jaar ongevalsvrij](#)
[Forse investering nieuwe poperoller](#)

Milieu

[Onderzoek naar C2C-certificering verpakkingen](#)
[Returnbox geeft oude dispensers nieuw leven](#)
[Proeven met recyclen drankenkartons](#)
[Bacteriën voorkomen geuroverlast](#)
[Online MVO-loket voor al uw vragen](#)
[Workshop Drift; zoektocht naar hernieuwbare energy](#)
[Van Houtum in top 5 van circulaire icoonprojecten](#)
[Unieke stap in onze geschiedenis](#)

People

[Safety first at WEPA Nederland](#)
[Safe working workshop for fellow companies](#)
[Opportunities for people with occupational limitations](#)
[No accidents for more than 2 years](#)
[Major investment new pope reel section](#)

Planet

[Investigation into C2C-certified packaging](#)
[Return box gives old dispensers a new lease of life](#)
[Tests with recycling beverage cartons](#)
[Bacteria working to prevent odour nuisance](#)
[Online CSR information desk for all of your questions](#)
[Wokshop Dift; search for renewable energy](#)
[Van Houtum in top 5 of circular icon projects](#)
[Unique step in our history](#)